


# Preamble Art


Directions:

1. Use the preamble on page 249 of your textbook to complete this assignment.
2. Staple a piece of white paper over the picture.
3. Using the preamble words trace the picture. But, instead of drawing lines, write the vocabulary words in small, capital letters.


Group 1 – Picture 1 - Minuteman



Group 1 – Picture 2 – Liberty Bell



Group 1 – Picture 3 - Flag



4<sup>th</sup> of JULY



Eagle

